

DEWE-2600

- High performance portable all-in-one instrument
- Flexible mixture of isolated analog inputs
- Function panels for digital I/O, counters, sensor supply ...
- Fully battery powered (optional)



| DEWE-2600 series | |
|---|---|
| Input specifications | DEWE-2600 |
| Slots for DAQP/HSI/PAD modules | 16 |
| Available panel space | 2 x 2U |
| Main system ¹⁾ | |
| Total PCI-slots | 4 (2 full / 2 half length) |
| Hard disk | 1 TB removable HDD |
| Data throughput | Typ. 80 MB/s ²⁾ |
| Power supply (max.) | 90 to 264 V _{AC} |
| Display | 15.4" TFT (1280 x 800) |
| Processor | Intel® Core™ i5 |
| RAM | 8 GB |
| Ethernet | 2 x 1 Gbit LAN |
| USB interfaces | 6 |
| RS-232 interface | 1 |
| Operating system | 64 bit Microsoft® WINDOWS® 7 |
| Dimensions (W x D x H) | 417 x 246 x 303 mm (16.4 x 9.7 x 11.9 in.) |
| Weight | Typ. 14 kg (31 lb.) |
| Environmental specifications | |
| Operating temperature | 0 to +50 °C, down to -20 °C with prewarmed unit |
| Storage temperature | -20 to +70 °C |
| Humidity | 10 to 80 % non cond., 5 to 95 % rel. humidity |
| Vibration ³⁾ | EN 60068-2-6, EN 60721-3-2 class 2M2 |
| Shock ³⁾ | EN 60068-2-27 |
| ¹⁾ Please find current specifications in the latest price list ²⁾ Depends on the system configuration. Examples: • DEWE-2600 with 4 x DEWE-ORION-1624-200 + 2x DEWE-CAM01 could store 70 MB/s ³⁾ Tested with Solid State Disk | |

Needed to complete the system

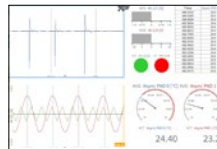
DEWE-ORION "A/D Boards" offer simultaneous sampled analog inputs, synchronous digital I/Os, high-performance counters and high-speed CAN interfaces. DAQP signal amplifiers and software are needed as well.



A/D card




DAQP



Software

Options to expand the system


Add further "Interface Cards" like ARINC-429, 1553, and analog output or special "Sensors" like synchronized video, industrial encoders (RIE-360) or GPS.



CNT2-LEMO



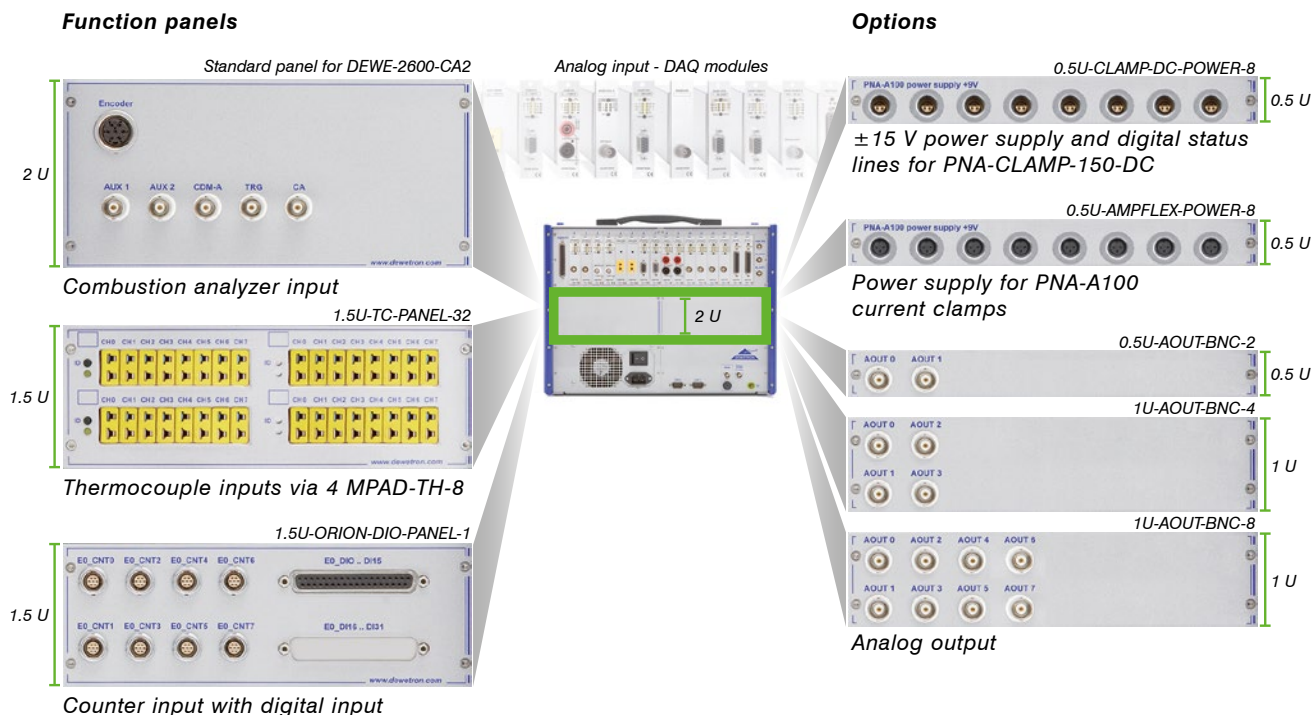
VIDEO



CAN

Configuration Guide DEWE-2600

Most flexible model, prepared for DAQP **isolated** analog input amplifier modules. DAQP conditioners offer highest bandwidth, great accuracy, different input ranges and integrated filters. Besides the single channel modularity – a module easily can be changed by the user at any time – the main advantage of these modules is the high galvanic isolation which ensures safe measurements, high quality results and make them almost indestructible. See chapter “Signal Conditioning” for details.



| System options and upgrades for DEWE-2600 series | |
|--|---|
| Options | Description |
| 2600-PS-BAT | Battery power supply with UPS function, 18 .. 24 V _{DC} non-isolated input, incl. external AC power supply DEWE-POW-24-350 |
| DEWE-DCDC-24-300-ISO | External DC/DC converter with isolation, 9 to 36 V _{DC} input range |
| BAT-95-WH | Lithium-Ion battery, 14.4 V, 95Wh, max. 8A |
| BAT-CHARGER-1 | Desktop battery charger for 1 battery, incl. external AC adaptor |
| BAT-CHARGER-4 | Desktop battery charger for 4 batteries, incl. external AC adaptor |
| PS-BAT-REMOTE-ON | Special add-on for the battery power supply, one extra connection with a wake-up signal is needed to the power supply input of the unit, allows to automatically turn on the instrument when the ignition of the car is turned on, also turns off the instrument when the car is turned off |
| Upgrades | Description |
| 2600-CPU-UP-i7 | Upgrade of PC for DEWE-2600 series to Intel® Core™ i7 processor |
| RAM-8GB-16GB | Upgrade from 8 GB to 16 GB RAM (total) |
| HDD-1T-SSD-256G | Upgrade to industrial grade 256 GB solid state disk (replaces 1 TB harddisk) |
| HDD-1T-SSD-1T | Upgrade to industrial grade 1 TB solid state disk (replaces 1 TB harddisk) |
| HDD-REM-1T | Spare removable hard disk, 1 TB |
| 2600-SYSTEM-SSD-120 | Additional internal SSD 120 GB for Windows and Measurement Software, the removable hard disk remains |

2600-PS-BAT

Optional battery power supply

This option turns your DEWE-2600 into a fully battery powered instrument. The hot-swappable batteries guarantee continuous operation without an external power source. The instrument provides 3 slots for BAT-95WH batteries and can be operated for up to ~2 hours with 3 batteries installed. Since this time depends a lot on the system configuration the battery status is shown directly in the software. Also alarm conditions can be set and the battery parameters can be displayed as additional measurement channels. Operating temperature is limited to 0 .. 45° C when batteries are charged.



2600-SYSTEM-SSD-120
Additional internal 120 GB Solid State Disk



HDD-REM-1T
Spare removable harddisk, 1 TB for classified work



2600-CSMK1
Car seat mounting kit



DEWE-DCDC-24-300-ISO
Isolated DC power supply, needed to operate units with 2600-PS-BAT option from DC

Channel Expansion

Signal conditioning for slow signals is added by connecting EPAD2 series modules to the systems EPAD interface.

For expanding the number of dynamic channels there are three choices:

Analog cable: Additional A/D boards are installed into the basic instrument and external signal conditioning, e.g. DAQ modules in a DEWE-30 chassis, is connected by means of an analog signal cable.

PCI expansion: A PCI-HOST card is installed into the basic instrument and external signal conditioning, e.g. DAQ modules in a DEWE-50 chassis, is connected by means of a PCI cable.

DEWE-NET: Several instruments are connected via Ethernet. Each unit requires an ORION-SYNC option. For short distances a sync cable is used if the units are far from each other a sync interface like DEWE-CLOCK is used.